








Rk.	Player	PA	Pos	BIP	BA	xBA	Diff	SLG	xSLG	Diff	wOBA	xwOBA	Diff
1	 Soto, Juan	196	RF	126	.351	.332	0.019	.695	.696	-0.001	.478	.474	0.004
2	 Freeman, Freddie	262	1B	177	.341	.338	0.003	.640	.657	-0.017	.456	.461	-0.005
3	 Harper, Bryce	244	RF	150	.268	.308	-0.040	.542	.658	-0.116	.400	.453	-0.053
4	 Ozuna, Marcell	267	LF	169	.338	.313	0.025	.636	.635	0.001	.444	.435	0.009
5	 Seager, Corey	232	SS	177	.307	.326	-0.019	.585	.647	-0.062	.394	.427	-0.033
6	 Belt, Brandon	179	1B	113	.309	.287	0.022	.591	.597	-0.006	.427	.422	0.005
7	 Acuña Jr., Ronald	202	RF	100	.250	.257	-0.007	.581	.599	-0.018	.413	.421	-0.008
8	 Trout, Mike	241	CF	147	.281	.287	-0.006	.603	.603	0.000	.407	.421	-0.014
9	 Tatis Jr., Fernando	257	SS	164	.277	.297	-0.020	.571	.614	-0.043	.392	.419	-0.027
10	 Slater, Austin	104	CF	64	.282	.303	-0.021	.506	.540	-0.034	.395	.416	-0.021
11	 Stanton, Giancarlo	94	DH	49	.250	.299	-0.049	.500	.543	-0.043	.375	.407	-0.032
12	 Smith, Will	137	C	93	.289	.293	-0.004	.579	.539	0.040	.411	.407	0.004
13	 Perez, Salvador	156	C	115	.333	.319	0.014	.633	.618	0.015	.410	.401	0.009
14	 Turner, Justin	175	3B	125	.307	.296	0.011	.460	.548	-0.088	.376	.398	-0.022
15	 Abreu, José	262	1B	182	.317	.299	0.018	.617	.587	0.030	.411	.398	0.013
16	 Springer, George	222	OF	153	.265	.291	-0.026	.540	.563	-0.023	.376	.397	-0.021









Rk.	Player	PA	Pos	BIP	BA	xBA	Diff	SLG	xSLG	Diff	wOBA	xwOBA	Diff
17	 Cronenworth, Jake	192	2B	143	.285	.321	-0.036	.477	.538	-0.061	.356	.396	-0.040
18	 Hernández, Teoscar	207	RF	128	.289	.294	-0.005	.579	.611	-0.032	.382	.396	-0.014
19	 Winker, Jesse	183	LF	104	.255	.263	-0.008	.544	.521	0.023	.396	.394	0.002
20	 Goldschmidt, Paul	231	1B	149	.304	.285	0.019	.466	.510	-0.044	.385	.394	-0.009
21	 Myers, Wil	218	RF	142	.288	.282	0.006	.606	.584	0.022	.400	.392	0.008
22	 Smith, Dominic	199	LF	135	.316	.301	0.015	.616	.563	0.053	.412	.389	0.023
23	 Voit, Luke	234	1B	160	.277	.279	-0.002	.610	.584	0.026	.393	.388	0.005
24	 Rendon, Anthony	232	3B	158	.286	.286	0.000	.497	.467	0.030	.395	.387	0.008
25	 Stassi, Max	105	C	72	.278	.267	0.011	.533	.561	-0.028	.370	.385	-0.015
26	 Machado, Manny	254	3B	191	.304	.303	0.001	.580	.542	0.038	.391	.384	0.007
27	 Iglesias, José	150	SS	126	.373	.356	0.017	.556	.498	0.058	.407	.384	0.023
28	 Cooper, Garrett	133	RF	89	.283	.303	-0.020	.500	.518	-0.018	.365	.383	-0.018
29	 Lowe, Brandon	224	2B	137	.269	.261	0.008	.554	.550	0.004	.385	.382	0.003
30	 d'Arnaud, Travis	184	C	116	.321	.298	0.023	.533	.533	0.000	.392	.382	0.010
31	 Heyward, Jason	181	RF	112	.265	.287	-0.022	.456	.451	0.005	.368	.381	-0.013
32	 Turner, Trea	259	SS	199	.335	.299	0.036	.588	.509	0.079	.413	.379	0.034

Rk.	Player	PA	Pos	BIP	BA	xBA	Diff	SLG	xSLG	Diff	wOBA	xwOBA	Diff
33	 Hoskins, Rhys	185	1B	108	.245	.235	0.010	.503	.504	-0.001	.382	.378	0.004
34	 Miller, Brad	171	LF	97	.232	.252	-0.020	.451	.481	-0.030	.349	.377	-0.028
35	 Urshela, Gio	174	3B	130	.298	.311	-0.013	.490	.488	0.002	.365	.377	-0.012
36	 Cruz, Nelson	214	DH	127	.303	.266	0.037	.595	.540	0.055	.411	.377	0.034
37	 Yelich, Christian	247	LF	124	.205	.248	-0.043	.430	.469	-0.039	.343	.375	-0.032
38	 Cabrera, Miguel	231	1B	155	.250	.286	-0.036	.417	.515	-0.098	.323	.375	-0.052
39	 Conforto, Michael	233	RF	145	.322	.285	0.037	.515	.482	0.033	.401	.375	0.026
40	 Calhoun, Kole	228	RF	144	.226	.259	-0.033	.526	.509	0.017	.362	.373	-0.011
41	 Hicks, Aaron	211	CF	131	.225	.254	-0.029	.414	.432	-0.018	.351	.372	-0.021
42	 Castellanos, Nick	242	RF	150	.225	.273	-0.048	.486	.542	-0.056	.329	.371	-0.042
43	 Judge, Aaron	114	RF	69	.257	.260	-0.003	.554	.535	0.019	.371	.371	0.000
44	 Ramírez, José	254	3B	177	.292	.263	0.029	.607	.505	0.102	.415	.371	0.044
45	 Taylor, Chris	214	CF	131	.270	.271	-0.001	.476	.489	-0.013	.364	.370	-0.006
46	 Votto, Joey	223	1B	143	.226	.253	-0.027	.446	.478	-0.032	.347	.369	-0.022
47	 Bellinger, Cody	243	CF	171	.239	.280	-0.041	.455	.487	-0.032	.337	.369	-0.032
48	 Santana, Carlos	255	1B	164	.199	.250	-0.051	.350	.445	-0.095	.316	.368	-0.052


Rk.	Player	PA	Pos	BIP	BA	xBA	Diff	SLG	xSLG	Diff	wOBA	xwOBA	Diff
49	 Jiménez, Eloy	226	LF	158	.296	.282	0.014	.559	.544	0.015	.373	.368	0.005
50	 Yastrzemski, Mike	225	RF	137	.297	.254	0.043	.568	.492	0.076	.407	.367	0.040
51	 Hosmer, Eric	156	1B	117	.287	.288	-0.001	.517	.522	-0.005	.359	.366	-0.007
52	 Grisham, Trent	252	CF	153	.251	.265	-0.014	.456	.482	-0.026	.348	.365	-0.017
53	 Castro, Willi	140	2B	94	.349	.307	0.042	.550	.512	0.038	.393	.365	0.028
54	 Seager, Kyle	248	3B	176	.241	.252	-0.011	.433	.472	-0.039	.338	.364	-0.026
55	 Muncy, Max	248	1B	145	.192	.233	-0.041	.389	.477	-0.088	.316	.363	-0.047
56	 Frazier, Clint	160	LF	88	.267	.246	0.021	.511	.447	0.064	.388	.363	0.025
57	 Hayes, Ke'Bryan	95	3B	65	.376	.294	0.082	.682	.486	0.196	.464	.363	0.101
58	 Longoria, Evan	209	3B	157	.254	.280	-0.026	.425	.522	-0.097	.308	.362	-0.054
59	 Harrison, Josh	91	2B	69	.278	.304	-0.026	.418	.455	-0.037	.335	.361	-0.026
60	 LeMahieu, DJ	216	2B	175	.364	.308	0.056	.590	.453	0.137	.429	.361	0.068
61	 Nola, Austin	184	C	129	.273	.280	-0.007	.472	.467	0.005	.352	.360	-0.008
62	 Betts, Mookie	246	RF	182	.292	.281	0.011	.562	.481	0.081	.390	.359	0.031
63	 Happ, Ian	231	CF	136	.258	.258	0.000	.505	.464	0.041	.369	.358	0.011
64	 Santander, Anthony	165	RF	128	.261	.287	-0.026	.575	.516	0.059	.364	.358	0.006

Rk.	Player	PA	Pos	BIP	BA	xBA	Diff	SLG	xSLG	Diff	wOBA	xwOBA	Diff
65	 Davis, J.D.	229	3B	135	.247	.256	-0.009	.389	.428	-0.039	.339	.357	-0.018
66	 Gyorko, Jedd	135	3B	81	.248	.249	-0.001	.504	.505	-0.001	.351	.357	-0.006
67	 Arraez, Luis	121	2B	102	.321	.310	0.011	.402	.453	-0.051	.335	.357	-0.022
68	 Anderson, Tim	221	SS	159	.322	.291	0.031	.529	.506	0.023	.376	.357	0.019
69	 Bohm, Alec	180	3B	126	.338	.285	0.053	.481	.467	0.014	.381	.357	0.024
70	 Tellez, Rowdy	127	1B	95	.283	.273	0.010	.540	.492	0.048	.369	.356	0.013
71	 Bichette, Bo	128	SS	96	.301	.292	0.009	.512	.532	-0.020	.353	.356	-0.003
72	 France, Ty	155	2B	104	.305	.287	0.018	.468	.484	-0.016	.362	.356	0.006
73	 Canha, Mark	243	LF	142	.246	.238	0.008	.408	.411	-0.003	.351	.355	-0.004
74	 McCutchen, Andrew	241	LF	170	.253	.273	-0.020	.433	.479	-0.046	.327	.355	-0.028
75	 Realmuto, J.T.	195	C	125	.266	.246	0.020	.491	.498	-0.007	.361	.355	0.006
76	 Nimmo, Brandon	225	CF	143	.280	.247	0.033	.484	.419	0.065	.387	.355	0.032
77	 Moore, Dylan	159	2B	94	.255	.249	0.006	.496	.461	0.035	.368	.353	0.015
78	 Candelario, Jeimer	206	3B	136	.297	.276	0.021	.503	.469	0.034	.373	.353	0.020
79	 Dickerson, Alex	170	LF	122	.298	.266	0.032	.576	.491	0.085	.394	.353	0.041
80	 Jansen, Danny	147	C	93	.183	.244	-0.061	.358	.436	-0.078	.300	.352	-0.052

Rk.	Player	PA	Pos	BIP	BA	xBA	Diff	SLG	xSLG	Diff	wOBA	xwOBA	Diff
81	 Castro, Jason	92	C	47	.188	.237	-0.049	.375	.485	-0.110	.294	.352	-0.058
82	 Rizzo, Anthony	243	1B	167	.222	.265	-0.043	.414	.411	0.003	.326	.352	-0.026
83	 Contreras, Willson	225	C	134	.243	.249	-0.006	.407	.441	-0.034	.336	.352	-0.016
84	 Swanson, Dansby	264	SS	167	.274	.266	0.008	.464	.472	-0.008	.348	.352	-0.004
85	 Canó, Robinson	182	2B	148	.316	.297	0.019	.544	.481	0.063	.376	.352	0.024
86	 Pham, Tommy	125	LF	82	.211	.259	-0.048	.312	.448	-0.136	.284	.350	-0.066
87	 Soler, Jorge	174	RF	90	.228	.243	-0.015	.443	.487	-0.044	.328	.349	-0.021
88	 Ruf, Darin	100	LF	64	.276	.250	0.026	.517	.453	0.064	.379	.349	0.030
89	 Murphy, Sean	140	C	79	.233	.217	0.016	.457	.440	0.017	.358	.348	0.010
90	 Moran, Colin	200	1B	127	.247	.253	-0.006	.472	.480	-0.008	.340	.348	-0.008
91	 Dalbec, Bobby	92	1B	41	.263	.197	0.066	.600	.529	0.071	.400	.348	0.052
92	 Walsh, Jared	108	1B	87	.293	.268	0.025	.646	.543	0.103	.393	.348	0.045
93	 Pollock, AJ	210	LF	153	.276	.271	0.005	.566	.499	0.067	.364	.346	0.018
94	 La Stella, Tommy	228	2B	187	.281	.273	0.008	.449	.420	0.029	.355	.346	0.009
95	 Lindor, Francisco	266	SS	197	.258	.278	-0.020	.415	.439	-0.024	.324	.345	-0.021
96	 Aguilar, Jesús	216	1B	152	.277	.271	0.006	.457	.453	0.004	.347	.345	0.002

Rk.	Player	PA	Pos	BIP	BA	xBA	Diff	SLG	xSLG	Diff	wOBA	xwOBA	Diff
97	 Gurriel Jr., Lourdes	224	LF	162	.308	.280	0.028	.534	.484	0.050	.372	.345	0.027
98	 Donaldson, Josh	102	3B	58	.222	.210	0.012	.469	.413	0.056	.362	.344	0.018
99	 Chapman, Matt	152	3B	89	.232	.241	-0.009	.535	.535	0.000	.335	.343	-0.008
100	 Lewis, Kyle	242	CF	137	.262	.238	0.024	.437	.431	0.006	.349	.343	0.006
101	 McCann, James	111	C	69	.289	.256	0.033	.536	.455	0.081	.378	.342	0.036
102	 Laureano, Ramón	222	CF	128	.213	.235	-0.022	.366	.408	-0.042	.315	.340	-0.025
103	 Choo, Shin-Soo	127	LF	79	.236	.254	-0.018	.400	.455	-0.055	.312	.340	-0.028
104	 Duvall, Adam	209	RF	137	.237	.227	0.010	.532	.514	0.018	.348	.340	0.008
105	 Reyes, Franmil	241	RF	147	.275	.245	0.030	.450	.439	0.011	.341	.340	0.001
106	 Bogaerts, Xander	225	SS	163	.300	.257	0.043	.502	.471	0.031	.368	.339	0.029
107	 Suárez, Eugenio	231	SS	132	.202	.213	-0.011	.470	.467	0.003	.332	.338	-0.006
108	 Kepler, Max	196	RF	136	.228	.256	-0.028	.439	.422	0.017	.328	.338	-0.010
109	 Stewart, DJ	112	RF	52	.193	.192	0.001	.455	.392	0.063	.353	.336	0.017
110	 Olson, Matt	245	1B	133	.195	.221	-0.026	.424	.447	-0.023	.316	.336	-0.020
111	 Arcia, Orlando	189	SS	142	.260	.279	-0.019	.416	.425	-0.009	.317	.336	-0.019
112	 Walker, Christian	243	1B	171	.271	.264	0.007	.459	.452	0.007	.339	.336	0.003













Rk.	Player	PA	Pos	BIP	BA	xBA	Diff	SLG	xSLG	Diff	wOBA	xwOBA	Diff
113	 Merrifield, Whit	265	2B	216	.282	.292	-0.010	.440	.439	0.001	.329	.336	-0.007
114	 Schwarber, Kyle	224	LF	125	.188	.220	-0.032	.393	.434	-0.041	.307	.335	-0.028
115	 Severino, Pedro	178	C	121	.250	.267	-0.017	.388	.427	-0.039	.312	.335	-0.023
116	 Moreland, Mitch	152	1B	104	.265	.236	0.029	.551	.476	0.075	.372	.335	0.037
117	 Gomes, Yan	119	C	90	.284	.280	0.004	.468	.458	0.010	.332	.335	-0.003
118	 McNeil, Jeff	209	2B	162	.311	.276	0.035	.454	.405	0.049	.360	.335	0.025
119	 Braun, Ryan	141	LF	103	.233	.272	-0.039	.488	.474	0.014	.317	.334	-0.017
120	 Profar, Jurickson	202	LF	155	.278	.279	-0.001	.428	.406	0.022	.335	.334	0.001
121	 Pederson, Joc	138	LF	87	.190	.236	-0.046	.397	.450	-0.053	.295	.333	-0.038
122	 Riley, Austin	206	3B	140	.239	.258	-0.019	.415	.463	-0.048	.307	.333	-0.026
123	 Bregman, Alex	180	3B	128	.242	.252	-0.010	.451	.391	0.060	.345	.333	0.012
124	 Story, Trevor	259	SS	172	.289	.252	0.037	.519	.455	0.064	.370	.333	0.037
125	 Carpenter, Matt	169	2B	92	.186	.214	-0.028	.314	.404	-0.090	.293	.332	-0.039
126	 Vogelbach, Daniel	136	1B	82	.209	.227	-0.018	.391	.408	-0.017	.317	.332	-0.015
127	 Moustakas, Mike	163	3B	105	.230	.240	-0.010	.468	.430	0.038	.340	.332	0.008
128	 Buxton, Byron	135	CF	96	.254	.247	0.007	.577	.544	0.033	.345	.332	0.013


































Rk.	Player	PA	Pos	BIP	BA	xBA	Diff	SLG	xSLG	Diff	wOBA	xwOBA	Diff
129	 Kendrick, Howie	100	2B	76	.275	.282	-0.007	.385	.450	-0.065	.298	.332	-0.034
130	 Ohtani, Shohei	175	P	103	.190	.234	-0.044	.366	.423	-0.057	.290	.331	-0.041
131	 Torres, Gleyber	160	SS	108	.243	.243	0.000	.368	.381	-0.013	.326	.331	-0.005
132	 Guerrero Jr., Vladimir	243	1B	183	.262	.260	0.002	.462	.437	0.025	.338	.331	0.007
133	 Tucker, Kyle	228	RF	164	.268	.265	0.003	.512	.454	0.058	.349	.331	0.018
134	 Gamel, Ben	127	LF	75	.237	.267	-0.030	.404	.407	-0.003	.313	.330	-0.017
135	 Grichuk, Randal	231	CF	169	.273	.266	0.007	.481	.463	0.018	.334	.330	0.004
136	 Rojas, Miguel	143	SS	107	.304	.275	0.029	.496	.381	0.115	.379	.330	0.049
137	 Bote, David	145	2B	86	.200	.233	-0.033	.408	.419	-0.011	.309	.328	-0.019
138	 Upton, Justin	166	LF	105	.204	.228	-0.024	.422	.430	-0.008	.307	.328	-0.021
139	 Dozier, Hunter	186	3B	110	.228	.233	-0.005	.392	.383	0.009	.326	.328	-0.002
140	 Alonso, Pete	239	1B	148	.231	.222	0.009	.490	.459	0.031	.342	.328	0.014
141	 Kemp, Tony	114	2B	82	.247	.256	-0.009	.301	.349	-0.048	.307	.328	-0.021
142	 Hernandez, Cesar	261	2B	177	.283	.273	0.010	.408	.396	0.012	.334	.328	0.006
143	 Lamb, Jake	99	LF	63	.193	.237	-0.044	.352	.427	-0.075	.281	.327	-0.046
144	 Gardner, Brett	158	LF	96	.223	.226	-0.003	.392	.370	0.022	.332	.327	0.005



Rk.	Player	PA	Pos	BIP	BA	xBA	Diff	SLG	xSLG	Diff	wOBA	xwOBA	Diff
145	 Grandal, Yasmani	194	C	105	.230	.207	0.023	.422	.403	0.019	.338	.327	0.011
146	 Reyes, Victor	213	CF	157	.277	.286	-0.009	.391	.428	-0.037	.307	.327	-0.020
147	 Blackmon, Charlie	247	RF	182	.303	.276	0.027	.448	.429	0.019	.340	.327	0.013
148	 Mountcastle, Ryan	140	1B	98	.333	.266	0.067	.492	.430	0.062	.377	.327	0.050
149	 Sisco, Chance	121	C	57	.214	.194	0.020	.378	.376	0.002	.335	.326	0.009
150	 Bader, Harrison	125	CF	67	.226	.199	0.027	.443	.422	0.021	.337	.326	0.011
151	 Devers, Rafael	248	3B	165	.263	.255	0.008	.483	.458	0.025	.337	.326	0.011
152	 Tsutsugo, Yoshi	185	LF	108	.197	.211	-0.014	.395	.421	-0.026	.309	.325	-0.016
153	 Kiermaier, Kevin	159	CF	96	.217	.249	-0.032	.362	.377	-0.015	.301	.325	-0.024
154	 Grossman, Robbie	192	LF	128	.241	.239	0.002	.482	.397	0.085	.351	.325	0.026
155	 Valaika, Pat	150	2B	108	.277	.263	0.014	.475	.458	0.017	.337	.325	0.012
156	 Brantley, Michael	187	LF	142	.300	.260	0.040	.476	.413	0.063	.362	.325	0.037
157	 Taylor, Michael A.	99	CF	65	.196	.229	-0.033	.424	.480	-0.056	.287	.324	-0.037
158	 Sanó, Miguel	205	1B	96	.204	.214	-0.010	.478	.480	-0.002	.317	.323	-0.006
159	 Naquin, Tyler	141	CF	95	.218	.264	-0.046	.383	.469	-0.086	.268	.323	-0.055
160	 Shaw, Travis	180	3B	114	.239	.241	-0.002	.411	.436	-0.025	.310	.323	-0.013

Rk.	Player	PA	Pos	BIP	BA	xBA	Diff	SLG	xSLG	Diff	wOBA	xwOBA	Diff
161	 Anderson, Brian	229	3B	135	.255	.227	0.028	.465	.427	0.038	.348	.323	0.025
162	 Berti, Jon	149	3B	86	.258	.241	0.017	.350	.316	0.034	.337	.323	0.014
163	 Pillar, Kevin	223	CF	167	.288	.268	0.020	.462	.429	0.033	.341	.323	0.018
164	 Díaz, Yandy	138	1B	97	.307	.243	0.064	.386	.320	0.066	.367	.323	0.044
165	 Robert, Luis	227	CF	131	.233	.223	0.010	.436	.462	-0.026	.313	.322	-0.009
166	 Bruce, Jay	103	OF	72	.198	.237	-0.039	.469	.472	-0.003	.297	.321	-0.024
167	 Kemp, Matt	132	LF	76	.239	.226	0.013	.419	.430	-0.011	.322	.321	0.001
168	 Jones, JaCoby	108	CF	64	.268	.240	0.028	.515	.425	0.090	.358	.321	0.037
169	 Marte, Starling	250	CF	188	.281	.262	0.019	.430	.417	0.013	.333	.321	0.012
170	 Solano, Donovan	203	2B	152	.326	.280	0.046	.463	.418	0.045	.357	.321	0.036
171	 Davis, Khris	99	LF	60	.200	.221	-0.021	.329	.407	-0.078	.284	.320	-0.036
172	 Panik, Joe	141	3B	93	.225	.244	-0.019	.300	.345	-0.045	.296	.320	-0.024
173	 Maldonado, Martín	165	C	86	.215	.204	0.011	.378	.360	0.018	.326	.318	0.008
174	 Segura, Jean	217	2B	148	.266	.250	0.016	.422	.391	0.031	.333	.318	0.015
175	 Solak, Nick	233	2B	171	.268	.264	0.004	.344	.388	-0.044	.297	.318	-0.021
176	 O'Hearn, Ryan	132	1B	77	.195	.230	-0.035	.301	.384	-0.083	.269	.317	-0.048

Rk.	Player	PA	Pos	BIP	BA	xBA	Diff	SLG	xSLG	Diff	wOBA	xwOBA	Diff
177	 García, Avisaíl	207	RF	132	.238	.244	-0.006	.326	.375	-0.049	.296	.317	-0.021
178	 Dubón, Mauricio	177	SS	124	.274	.256	0.018	.389	.402	-0.013	.316	.317	-0.001
179	 Martinez, J.D.	237	LF	154	.213	.229	-0.016	.389	.444	-0.055	.290	.316	-0.026
180	 Ramos, Wilson	155	C	112	.239	.247	-0.008	.387	.419	-0.032	.297	.316	-0.019
181	 Cabrera, Asdrúbal	213	3B	154	.242	.242	0.000	.447	.427	0.020	.319	.316	0.003
182	 Rosario, Eddie	231	LF	178	.257	.244	0.013	.476	.435	0.041	.333	.316	0.017
183	 Fletcher, David	230	2B	185	.319	.292	0.027	.425	.351	0.074	.350	.316	0.034
184	 Barnhart, Tucker	110	C	70	.204	.226	-0.022	.388	.408	-0.020	.296	.315	-0.019
185	 Hiura, Keston	246	1B	134	.212	.209	0.003	.410	.433	-0.023	.304	.315	-0.011
186	 Gurriel, Yuli	230	1B	189	.232	.262	-0.030	.384	.404	-0.020	.281	.315	-0.034
187	 DeJong, Paul	174	SS	106	.250	.238	0.012	.349	.406	-0.057	.296	.315	-0.019
188	 Crawford, J.P.	232	SS	167	.255	.254	0.001	.338	.357	-0.019	.303	.315	-0.012
189	 Carlson, Dylan	119	CF	76	.200	.246	-0.046	.364	.441	-0.077	.264	.314	-0.050
190	 Gonzalez, Marwin	199	2B	138	.211	.240	-0.029	.320	.401	-0.081	.269	.314	-0.045
191	 Núñez, Renato	216	1B	132	.256	.227	0.029	.492	.431	0.061	.347	.314	0.033
192	 Brosseau, Mike	98	2B	56	.302	.223	0.079	.558	.415	0.143	.394	.314	0.080















Rk.	Player	PA	Pos	BIP	BA	xBA	Diff	SLG	xSLG	Diff	wOBA	xwOBA	Diff
193	 Gallo, Joey	226	RF	114	.181	.191	-0.010	.378	.416	-0.038	.297	.313	-0.016
194	 Edman, Tommy	227	2B	158	.250	.265	-0.015	.368	.366	0.002	.302	.313	-0.011
195	 Biggio, Cavan	265	3B	159	.250	.214	0.036	.432	.343	0.089	.354	.313	0.041
196	 Correa, Carlos	221	SS	153	.264	.253	0.011	.383	.399	-0.016	.308	.312	-0.004
197	 Flores, Wilmer	213	2B	163	.268	.249	0.019	.515	.434	0.081	.347	.312	0.035
198	 Sánchez, Gary	178	C	92	.147	.191	-0.044	.365	.427	-0.062	.271	.311	-0.040
199	 Akiyama, Shogo	183	LF	121	.245	.243	0.002	.297	.324	-0.027	.302	.311	-0.009
200	 Wade, Tyler	105	SS	68	.170	.242	-0.072	.307	.326	-0.019	.271	.310	-0.039
201	 Reynolds, Bryan	208	CF	128	.189	.228	-0.039	.357	.403	-0.046	.276	.310	-0.034
202	 Marmolejos, José	115	1B	75	.206	.227	-0.021	.411	.441	-0.030	.287	.310	-0.023
203	 Suzuki, Kurt	129	C	95	.270	.246	0.024	.396	.351	0.045	.326	.310	0.016
204	 Madrigal, Nick	109	2B	96	.340	.299	0.041	.369	.351	0.018	.332	.310	0.022
205	 Ward, Taylor	102	RF	66	.277	.250	0.027	.383	.396	-0.013	.314	.309	0.005
206	 Gregorius, Didi	237	SS	190	.284	.262	0.022	.488	.394	0.094	.348	.309	0.039
207	 Casali, Curt	93	C	47	.224	.185	0.039	.500	.341	0.159	.372	.308	0.064
208	 Joyce, Matt	148	LF	87	.252	.225	0.027	.331	.334	-0.003	.310	.308	0.002

















Rk.	Player	PA	Pos	BIP	BA	xBA	Diff	SLG	xSLG	Diff	wOBA	xwOBA	Diff
209	 Markakis, Nick	141	RF	107	.254	.274	-0.020	.392	.361	0.031	.307	.308	-0.001
210	 Margot, Manuel	159	RF	121	.269	.258	0.011	.352	.378	-0.026	.301	.308	-0.007
211	 Frazier, Adam	230	2B	175	.230	.250	-0.020	.364	.376	-0.012	.291	.307	-0.016
212	 Crawford, Brandon	193	SS	127	.256	.234	0.022	.465	.396	0.069	.334	.307	0.027
213	 Dickerson, Corey	210	LF	159	.258	.253	0.005	.402	.400	0.002	.306	.306	0.000
214	 Thames, Eric	140	1B	81	.203	.219	-0.016	.317	.379	-0.062	.276	.305	-0.029
215	 Escobar, Eduardo	222	2B	164	.212	.261	-0.049	.335	.394	-0.059	.257	.305	-0.048
216	 Taveras, Leody	134	CF	77	.227	.232	-0.005	.395	.375	0.020	.307	.305	0.002
217	 Adames, Willy	205	SS	111	.259	.228	0.031	.481	.392	0.089	.347	.305	0.042
218	 Franco, Maikel	243	3B	189	.278	.254	0.024	.457	.394	0.063	.329	.305	0.024
219	 Bradley Jr., Jackie	217	CF	144	.283	.227	0.056	.450	.373	0.077	.352	.305	0.047
220	 Polanco, Jorge	226	2B	177	.258	.263	-0.005	.354	.381	-0.027	.289	.304	-0.015
221	 Perez, Michael	93	C	58	.167	.231	-0.064	.238	.404	-0.166	.217	.303	-0.086
222	 Naylor, Josh	104	RF	85	.247	.275	-0.028	.330	.383	-0.053	.272	.302	-0.030
223	 Giménez, Andrés	132	SS	91	.263	.245	0.018	.398	.358	0.040	.321	.302	0.019
224	 Ahmed, Nick	217	SS	153	.266	.244	0.022	.402	.374	0.028	.318	.302	0.016

















Rk.	Player	PA	Pos	BIP	BA	xBA	Diff	SLG	xSLG	Diff	wOBA	xwOBA	Diff
225	 Haseley, Adam	92	CF	66	.278	.267	0.011	.342	.340	0.002	.305	.302	0.003
226	 Marte, Ketel	195	CF	163	.287	.261	0.026	.409	.375	0.034	.316	.301	0.015
227	 Luplow, Jordan	92	CF	60	.192	.199	-0.007	.359	.362	-0.003	.293	.300	-0.007
228	 Gordon, Alex	184	LF	126	.209	.230	-0.021	.307	.352	-0.045	.275	.300	-0.025
229	 Reddick, Josh	210	OF	147	.245	.245	0.000	.378	.358	0.020	.303	.300	0.003
230	 Wendle, Joey	184	3B	134	.286	.253	0.033	.435	.370	0.065	.335	.300	0.035
231	 Polanco, Gregory	174	RF	95	.153	.223	-0.070	.325	.418	-0.093	.230	.299	-0.069
232	 Galvis, Freddy	159	SS	111	.220	.219	0.001	.404	.358	0.046	.312	.299	0.013
233	 Eaton, Adam	176	RF	131	.226	.246	-0.020	.384	.387	-0.003	.287	.299	-0.012
234	 Albies, Ozzie	124	2B	88	.271	.240	0.031	.466	.417	0.049	.329	.299	0.030
235	 Goodwin, Brian	164	CF	92	.215	.212	0.003	.417	.381	0.036	.305	.298	0.007
236	 Molina, Yadier	156	C	126	.262	.254	0.008	.359	.385	-0.026	.290	.298	-0.008
237	 Verdugo, Alex	221	CF	157	.308	.238	0.070	.478	.369	0.109	.362	.298	0.064
238	 Bell, Josh	223	1B	140	.226	.228	-0.002	.364	.381	-0.017	.286	.297	-0.011
239	 Tauchman, Mike	111	LF	70	.242	.251	-0.009	.305	.321	-0.016	.286	.297	-0.011
240	 Renfroe, Hunter	139	RF	86	.156	.191	-0.035	.393	.395	-0.002	.277	.296	-0.019






























Rk.	Player	PA	Pos	BIP	BA	xBA	Diff	SLG	xSLG	Diff	wOBA	xwOBA	Diff
241	 García, Luis	139	SS	105	.276	.267	0.009	.366	.377	-0.011	.291	.296	-0.005
242	 Andrus, Elvis	111	SS	88	.194	.234	-0.040	.330	.389	-0.059	.255	.295	-0.040
243	 Hampson, Garrett	184	CF	111	.234	.229	0.005	.383	.388	-0.005	.290	.295	-0.005
244	 Maybin, Cameron	101	LF	68	.247	.238	0.009	.387	.372	0.015	.302	.295	0.007
245	 Gosselin, Phil	102	3B	65	.250	.238	0.012	.402	.359	0.043	.313	.295	0.018
246	 Peralta, David	218	LF	160	.300	.258	0.042	.433	.371	0.062	.333	.295	0.038
247	 Wolters, Tony	109	C	72	.230	.265	-0.035	.270	.346	-0.076	.249	.294	-0.045
248	 McMahon, Ryan	193	2B	107	.215	.203	0.012	.419	.394	0.025	.308	.293	0.015
249	 Pujols, Albert	163	1B	128	.224	.243	-0.019	.395	.394	0.001	.282	.293	-0.011
250	 Piscotty, Stephen	171	RF	108	.226	.237	-0.011	.358	.398	-0.040	.273	.293	-0.020
251	 Kiner-Falefa, Isiah	228	SS	180	.280	.260	0.020	.370	.340	0.030	.307	.293	0.014
252	 Engel, Adam	93	CF	69	.295	.253	0.042	.477	.376	0.101	.347	.293	0.054
253	 Kingery, Scott	124	RF	79	.159	.214	-0.055	.283	.390	-0.107	.227	.292	-0.065
254	 Hoerner, Nico	126	2B	86	.222	.241	-0.019	.259	.312	-0.053	.263	.292	-0.029
255	 Brinson, Lewis	112	CF	76	.226	.247	-0.021	.368	.390	-0.022	.275	.292	-0.017
256	 González, Erik	193	3B	134	.227	.237	-0.010	.359	.394	-0.035	.262	.292	-0.030

Rk.	Player	PA	Pos	BIP	BA	xBA	Diff	SLG	xSLG	Diff	wOBA	xwOBA	Diff
257	 Fowler, Dexter	101	RF	62	.233	.214	0.019	.389	.351	0.038	.310	.292	0.018
258	 Schoop, Jonathan	177	1B	125	.278	.242	0.036	.475	.386	0.089	.338	.292	0.046
259	 Wong, Kolten	208	2B	154	.265	.241	0.024	.326	.311	0.015	.305	.291	0.014
260	 White, Evan	202	1B	99	.176	.190	-0.014	.346	.387	-0.041	.261	.290	-0.029
261	 Mazara, Nomar	149	RF	92	.228	.222	0.006	.294	.364	-0.070	.267	.290	-0.023
262	 Hernández, Enrique	148	CF	109	.230	.224	0.006	.410	.383	0.027	.290	.289	0.001
263	 Hays, Austin	134	LF	99	.279	.243	0.036	.393	.352	0.041	.315	.289	0.026
264	 Martínez, José	98	OF	61	.182	.218	-0.036	.295	.356	-0.061	.248	.288	-0.040
265	 Varsho, Daulton	115	CF	68	.188	.196	-0.008	.366	.347	0.019	.287	.288	-0.001
266	 Sogard, Eric	128	2B	96	.209	.254	-0.045	.278	.309	-0.031	.254	.288	-0.034
267	 Chavis, Michael	158	2B	98	.212	.223	-0.011	.377	.388	-0.011	.272	.288	-0.016
268	 Sandoval, Pablo	94	1B	66	.214	.233	-0.019	.262	.343	-0.081	.252	.288	-0.036
269	 Moncada, Yoán	231	3B	130	.225	.206	0.019	.385	.334	0.051	.309	.288	0.021
270	 Frazier, Todd	172	1B	115	.236	.221	0.015	.382	.363	0.019	.300	.288	0.012
271	 Lopez, Nicky	192	SS	131	.201	.238	-0.037	.266	.308	-0.042	.254	.287	-0.033
272	 Peraza, José	120	2B	94	.225	.238	-0.013	.342	.357	-0.015	.270	.287	-0.017

Rk.	Player	PA	Pos	BIP	BA	xBA	Diff	SLG	xSLG	Diff	wOBA	xwOBA	Diff
273	 Tapia, Raimel	206	LF	150	.321	.251	0.070	.402	.331	0.071	.335	.287	0.048
274	 O'Neill, Tyler	157	LF	97	.173	.194	-0.021	.360	.376	-0.016	.271	.286	-0.015
275	 Altuve, Jose	210	2B	153	.219	.229	-0.010	.344	.347	-0.003	.278	.286	-0.008
276	 Olivares, Edward	101	CF	72	.240	.260	-0.020	.375	.366	0.009	.275	.286	-0.011
277	 Arenado, Nolan	201	3B	166	.253	.235	0.018	.434	.392	0.042	.308	.286	0.022
278	 Newman, Kevin	172	SS	138	.224	.247	-0.023	.276	.328	-0.052	.251	.284	-0.033
279	 Caratini, Victor	132	C	85	.241	.216	0.025	.328	.318	0.010	.297	.284	0.013
280	 Vázquez, Christian	189	C	130	.283	.221	0.062	.457	.356	0.101	.346	.284	0.062
281	 Toro, Abraham	97	3B	64	.149	.221	-0.072	.276	.334	-0.058	.234	.282	-0.048
282	 Bryant, Kris	147	LF	91	.206	.202	0.004	.351	.348	0.003	.285	.282	0.003
283	 Alfaro, Jorge	100	C	57	.226	.220	0.006	.344	.379	-0.035	.271	.282	-0.011
284	 Kipnis, Jason	135	2B	75	.237	.180	0.057	.404	.332	0.072	.326	.282	0.044
285	 Semien, Marcus	236	2B	161	.223	.203	0.020	.374	.344	0.030	.299	.281	0.018
286	 Odor, Rougned	148	2B	93	.167	.192	-0.025	.413	.417	-0.004	.259	.278	-0.019
287	 Stallings, Jacob	143	C	88	.248	.207	0.041	.376	.324	0.052	.309	.278	0.031
288	 Adrianza, Ehire	101	RF	66	.191	.202	-0.011	.270	.308	-0.038	.257	.276	-0.019

Rk.	Player	PA	Pos	BIP	BA	xBA	Diff	SLG	xSLG	Diff	wOBA	xwOBA	Diff
289	 Ruiz, Rio	204	2B	141	.222	.211	0.011	.427	.354	0.073	.303	.276	0.027
290	 Lopes, Tim	151	2B	109	.238	.235	0.003	.364	.347	0.017	.279	.276	0.003
291	 Encarnación, Edwin	181	1B	106	.157	.161	-0.004	.377	.366	0.011	.270	.275	-0.005
292	 Báez, Javier	235	SS	149	.203	.215	-0.012	.360	.380	-0.020	.256	.274	-0.018
293	 Barnes, Austin	104	C	65	.244	.193	0.051	.314	.279	0.035	.306	.274	0.032
294	 Kieboom, Carter	122	3B	67	.202	.180	0.022	.212	.220	-0.008	.275	.273	0.002
295	 Choi, Ji-Man	145	1B	89	.230	.190	0.040	.410	.298	0.112	.316	.272	0.044
296	 Cave, Jake	123	CF	69	.221	.213	0.008	.389	.332	0.057	.293	.271	0.022
297	 Stewart, Christin	99	LF	61	.167	.208	-0.041	.300	.365	-0.065	.228	.270	-0.042
298	 Meadows, Austin	152	LF	84	.205	.178	0.027	.371	.332	0.039	.292	.270	0.022
299	 Fuentes, Joshua	103	3B	71	.306	.254	0.052	.439	.341	0.098	.323	.270	0.053
300	 Narváez, Omar	126	C	69	.176	.172	0.004	.269	.294	-0.025	.262	.269	-0.007
301	 Murphy, Daniel	132	2B	103	.236	.238	-0.002	.333	.345	-0.012	.257	.269	-0.012
302	 Urías, Luis	120	SS	77	.239	.223	0.016	.294	.290	0.004	.273	.268	0.005
303	 Holt, Brock	106	3B	72	.211	.223	-0.012	.274	.288	-0.014	.253	.267	-0.014
304	 Kelly, Carson	129	C	93	.221	.218	0.003	.385	.351	0.034	.279	.267	0.012

Rk.	Player	PA	Pos	BIP	BA	xBA	Diff	SLG	xSLG	Diff	wOBA	xwOBA	Diff
305	 DeShields, Delino	120	CF	82	.252	.225	0.027	.318	.303	0.015	.280	.267	0.013
306	 Pérez, Roberto	110	C	59	.165	.198	-0.033	.216	.281	-0.065	.228	.266	-0.038
307	 Mondesi, Adalberto	233	SS	151	.256	.214	0.042	.416	.353	0.063	.305	.266	0.039
308	 Goodrum, Niko	179	SS	92	.184	.183	0.001	.335	.336	-0.001	.262	.265	-0.003
309	 Hilliard, Sam	114	CF	63	.210	.189	0.021	.438	.338	0.100	.301	.262	0.039
310	 Simmons, Andrelton	127	SS	102	.297	.238	0.059	.356	.281	0.075	.313	.262	0.051
311	 Robles, Victor	189	CF	118	.220	.205	0.015	.315	.280	0.035	.273	.261	0.012
312	 Smoak, Justin	132	1B	78	.176	.188	-0.012	.361	.327	0.034	.265	.260	0.005
313	 Alberto, Hanser	231	3B	193	.283	.244	0.039	.393	.316	0.077	.301	.259	0.042
314	 Rosario, Amed	147	SS	109	.252	.230	0.022	.371	.335	0.036	.277	.257	0.020
315	 Rengifo, Luis	106	SS	66	.156	.182	-0.026	.200	.249	-0.049	.227	.256	-0.029
316	 Mendick, Danny	114	SS	83	.243	.220	0.023	.383	.308	0.075	.285	.255	0.030
317	 Bonifacio, Jorge	94	OF	61	.221	.203	0.018	.326	.301	0.025	.266	.254	0.012
318	 Inciarte, Ender	131	CF	94	.190	.211	-0.021	.250	.261	-0.011	.233	.253	-0.020
319	 Villar, Jonathan	207	3B	134	.232	.208	0.024	.292	.277	0.015	.266	.253	0.013
320	 Mullins, Cedric	153	CF	107	.271	.214	0.057	.407	.297	0.110	.313	.250	0.063

Rk.	Player	PA	Pos	BIP	BA	xBA	Diff	SLG	xSLG	Diff	wOBA	xwOBA	Diff
321	 Bart, Joey	111	C	62	.233	.200	0.033	.320	.292	0.028	.271	.247	0.024
322	 Long Jr., Shed	128	2B	80	.171	.173	-0.002	.291	.301	-0.010	.238	.246	-0.008
323	 Quinn, Roman	116	CF	70	.213	.208	0.005	.315	.280	0.035	.254	.243	0.011
324	 Paredes, Isaac	108	2B	76	.220	.206	0.014	.290	.266	0.024	.255	.241	0.014
325	 Camargo, Johan	127	1B	85	.200	.184	0.016	.367	.316	0.051	.262	.236	0.026
326	 Calhoun, Willie	108	LF	85	.190	.192	-0.002	.260	.269	-0.009	.217	.232	-0.015
327	 Dahl, David	99	LF	66	.183	.199	-0.016	.247	.286	-0.039	.208	.231	-0.023
328	 Romine, Austin	135	C	84	.238	.205	0.033	.323	.294	0.029	.253	.229	0.024
329	 Adell, Jo	132	CF	69	.161	.171	-0.010	.266	.284	-0.018	.212	.226	-0.014
330	 Tucker, Cole	116	SS	80	.220	.195	0.025	.275	.256	0.019	.233	.218	0.015
331	 Mercado, Oscar	93	LF	61	.128	.158	-0.030	.174	.227	-0.053	.159	.193	-0.034